

Registration Process

Regulatory Certification Program On Renewable Energy: Economics, Policy and Regulation

Welcome to the Registration Guide

This document provides a detailed, step-by-step guide to help you successfully complete the registration and payment process for the Regulatory Certification Program on **“Renewable Energy: Economics, Policy and Regulation.”**

Please follow each step carefully to ensure smooth and error-free registration.

Step-1: Go to the Registration Page

To register for the Regulatory Certification Program on “*Renewable Energy: Economics, Policy and Regulation*”, please click the link below:

https://cer.iitk.ac.in/re_reg/?id=3#register


You will be redirected to the online registration portal of the Centre for Energy Regulation (CER), IIT Kanpur.

Step-2: Login Process

If you are already registered with CER/EAL, you can Login directly with your existing user ID and password.


If you are registering for the first time, kindly fill in the details indicated below, and click on the “SUBMIT” button to save your details.

* If you have login credentials of CER/EAL, please proceed to [Login](#)

Salutation* Mr. ▼	First Name* Rahul	Upload Profile Photo* Choose File 
Middle Name Middle Name	Last Name* Srivastava	
Date of Birth* (MM/DD/YYYY)	Gender* <input checked="" type="radio"/> Male <input type="radio"/> Female <input type="radio"/> Other	
Mobile No.* 1234567890	T- shirt size* Choose Your Size ▼	
Organization* Organization		
Designation* Designation	Email* srahul@iitk.ac.in	
Full Address* Address	Password* Password	
Pin Code* Pin Code	Confirm Password* Confirm Password	
Linkedin Linkedin	#Using these credentials, you may access the available CER and EAL resources, in future.	
Category* Choose category ▼		

☐ I acknowledge that I have read, and do hereby accept the [terms and conditions](#).

☐ I confirm that the above information is accurate and will be printed on the certificate.

SUBMIT 

For any support, write to us: cer_cbp@iitk.ac.in

Step-3: Check Program Credentials & Start the Payment Process

Payment Information

Program Code: IITK/OOA/25-26/083

Program Title: Renewable Energy Economics Policy and F

Duration From: 13.12.2025

Duration To: 11.01.2026

A. Details of Registration Fee

S. No.	Participation Category	Fee (INR)	Total (INR)
1	Industry ^{^^}	35000 + 18% GST	41300
2	Faculty a. IITK b. Non-IITK [#]	16000 16000 + 18% GST	16000 18880
3	Students ^{##} a. IITK b. Non-IITK	5000 5000 + 18% GST	5000 5900
4	SERCs having MoU with CER-IITK	28000 + 18% GST	33040

Notes -

^{*}Including Commissioners and Officers from Electricity Regulatory Commissions; Stakeholders from Licensees (Transmission, Distribution and Trading), Generating Company Load Dispatch Centers, RE Development Agencies, Financial Institutions, Consultants, Investors, Industrial consumer, IPPs.

[#]Including NGOs, Consumer Organisation and research institutions (non-corporate).

^{##}Applicable for full-time students, who must submit a bonafide certificate within five working days of registration.


[^]Three or more participants from the same organisation will get 20% discount on registration fee. For group registration for 10 or more participants, please contact us.

Female candidates would receive a further discount of 10%. Cannot be clubbed with any other discount.

Important Dates

Registration Starts - 13th November 2025

Registration Ends - 12th December 2025

 Please proceed to pay the registration fee.

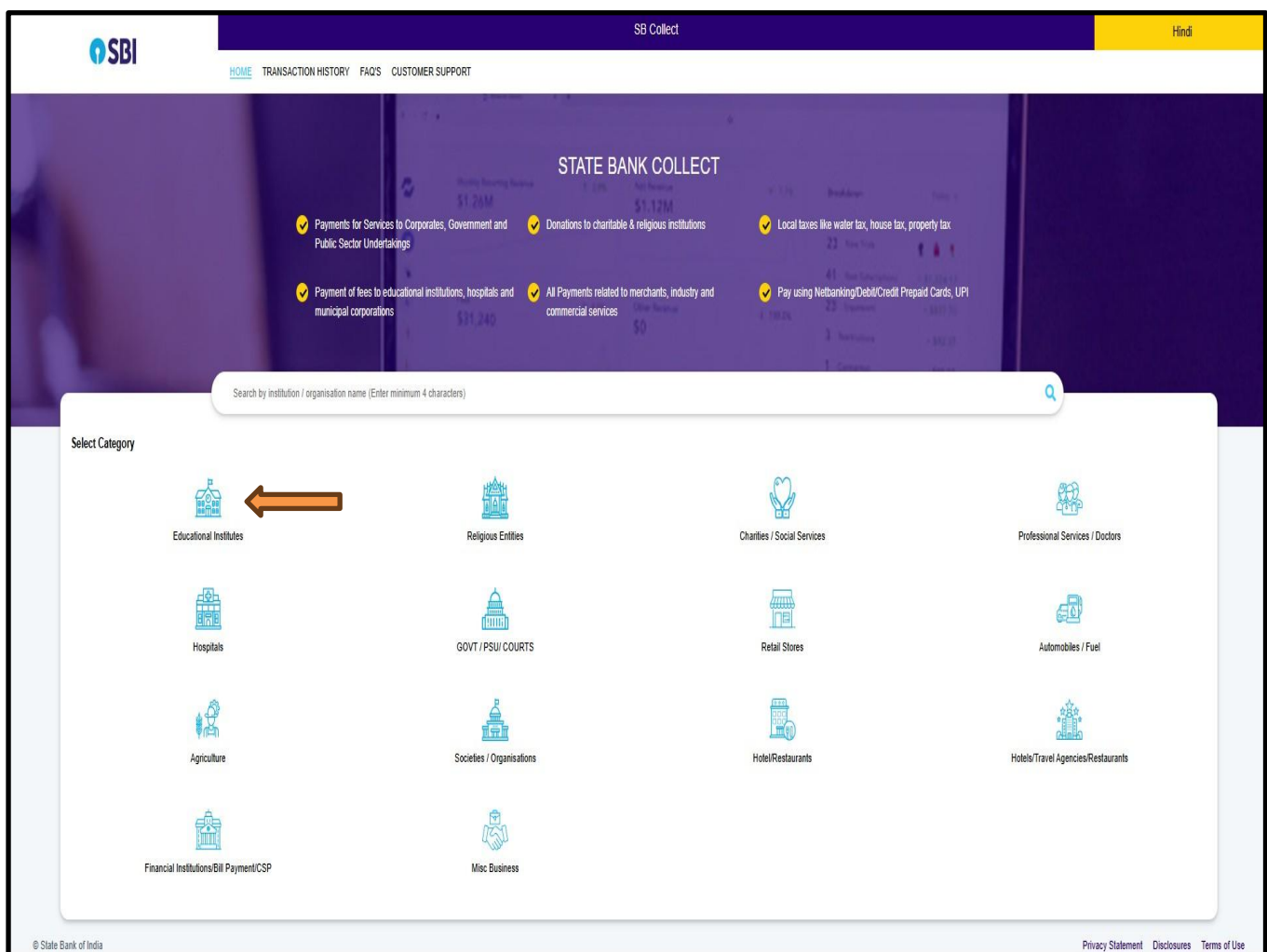
[Click here to pay at SBI Collect](#)

Step-4: Payment with SBI Collect



Step-4.1: Payment with SBI Collect (Contd.)

Click on the “Educational institutes”.



Step-4.2: Payment with SBI Collect (Contd.)

Select “**INDIAN INSTITUTE OF TECHNOLOGY, KANPUR**” for the Institute name, from the dropdown menu.

The screenshot displays the SBI Collect payment interface. At the top, the SBI logo and 'SB Collect' header are visible. Below the header, navigation links for HOME, TRANSACTION HISTORY, FAQs, and CUSTOMER SUPPORT are present. The 'Payment Progress' section shows a five-step process: Select Payee (active), Enter Payment Details, Verify Payment Details, Complete Payment, and Print Receipt. The 'Select Payee' section includes a search bar with the text 'Indian institute of technology kan' and a magnifying glass icon. An orange arrow points to this search bar. Below the search bar, a table lists the search results. The first result, 'INDIAN INSTITUTE OF TECHNOLOGY, KANPUR', is highlighted. To the right of the table is a 'Filter by State' dropdown menu set to '- Select -'. Below the table, it shows 'Showing 1 to 1 of 1 entry (filtered from 4,401 total entries)'. A pagination control shows '< 1 >'. A yellow 'Back' button is located at the bottom center. The footer contains the copyright notice '© State Bank of India' and links for Privacy Statement, Disclosures, and Terms of Use.

Payment Progress

Select Payee

Category: Educational Institutions

Indian institute of technology kan

Filter by State: - Select -

Name of Educational Institutions	State
INDIAN INSTITUTE OF TECHNOLOGY, KANPUR	Uttar Pradesh

Showing 1 to 1 of 1 entry (filtered from 4,401 total entries)

< 1 >

Back

© State Bank of India

[Privacy Statement](#) [Disclosures](#) [Terms of Use](#)

Step-4.3: Payment with SBI Collect (Contd.)

Select “**Outreach Activities OOA**” for payment category from the dropdown menu.

The screenshot displays the SBI Collect payment interface. At the top, the SBI logo is visible alongside navigation links for HOME, TRANSACTION HISTORY, FAQ'S, and CUSTOMER SUPPORT. A 'Payment Progress' bar indicates the current step: 'Select Payee' (completed), 'Enter Payment Details' (active), 'Verify Payment Details', 'Complete Payment', and 'Print Receipt'. A yellow warning message states: 'This page will expire in 05.00 minutes, please complete the data entry in time to avoid timeout error.' Below this, the user's details are shown: 'INDIAN INSTITUTE OF TECHNOLOGY, KANPUR | G T ROAD, KALYANPUR, , KANPUR-208016'. The 'Enter Payment Details' section includes a 'Payment Category' dropdown menu. The dropdown is open, showing 'Outreach Activities (OOA)' as the selected option. An orange arrow points to this option. A 'Back' button is located below the dropdown. The footer contains the copyright notice '© State Bank of India' and links for 'Privacy Statement', 'Disclosures', and 'Terms of Use'.

SBI

[HOME](#) [TRANSACTION HISTORY](#) [FAQ'S](#) [CUSTOMER SUPPORT](#)

Payment Progress

Select Payee Enter Payment Details Verify Payment Details Complete Payment Print Receipt

This page will expire in 05.00 minutes, please complete the data entry in time to avoid timeout error.

INDIAN INSTITUTE OF TECHNOLOGY, KANPUR | G T ROAD, KALYANPUR, , KANPUR-208016

Enter Payment Details

Payment Category:

--Select any Category--

Outreach Activities (OOA)


Back

© State Bank of India

[Privacy Statement](#) [Disclosures](#) [Terms of Use](#)

Step-4.4: Payment with SBI Collect (Contd.)

Fill in all the required details

**INDIAN INSTITUTE OF TECHNOLOGY, KANPUR** | G T ROAD, KALYANPUR , , KANPUR-208016

Enter Payment Details

Payment Category *

Outreach Activities (OOA)

COURSE CODE *

IITK/OOA/2025-26/083

COURSE TITLE *

RENEWABLE ENERGY ECONOMICS POLICY AND REGULATION

COURSE DURATION FROM *

13-12-2025

COURSE DURATION TO *

11-01-2026

PARTICIPANT CATEGORY *

IITK STUDENT

NAME OF PARTICIPANT *

RAHUL SRIVASTAVA

NAME OF INSTITUTE/ ORGANISATION *

IITK

EMAIL ID *

SRAHUL@IITK.AC.IN

MOBILE NO *

08840561515

COURSE FEE *

5000

Remarks :

XYZ

Enter Your Details

Remitter Name :

RAHUL SRIVASTAVA

Mobile No * :

+91

8840561515

On successful completion of payment, you will receive the transaction reference number on this mobile number

Step-4.5: Payment with SBI Collect (Contd.)

Fill the Captcha and click on “Next” to proceed for payment

Enter the text as shown in the image :

Select one of the Captcha options *

☒ Image Captcha

☐ Audio Captcha

3d4ny

Back


Reset

Next

Step-4.6: Payment with SBI Collect (Contd.)

Verification of details: verify the correctness of details of your Transaction displayed on this page and then “Next”.

Verify Payment Details

INDIAN INSTITUTE OF TECHNOLOGY, KANPUR

Payment Details


Payment Category :	Outreach Activities (OOA)	Total Amount :	INR 5,000.00
COURSE CODE:	IITK/OOA/2025-26/083		
COURSE TITLE:	RENEWABLE ENERGY ECONOMICS POLICY AND REGULATION		
COURSE DURATION FROM:	13-12-2025		
COURSE DURATION TO:	11-01-2026		
PARTICIPANT CATEGORY:	IITK STUDENT		
NAME OF PARTICIPANT:	RAHUL SRIVASTAVA		
NAME OF INSTITUTE/ ORGANISATION:	IITK		
EMAIL ID:	SRAHUL@IITK.AC.IN		
MOBILE NO:	08840561515		
COURSE FEE:	5000		
Remarks :			

Back

Next

Step-4.7: Payment with SBI Collect (Contd.)

Choose an appropriate payment mode

SB Collect

[HOME](#) [TRANSACTION HISTORY](#) [FAQS](#) [CUSTOMER SUPPORT](#)

Payment Progress

✓
Select Payee

→

✓
Enter Payment Details

→

✓
Verify Payment Details


→


○
Complete Payment

→

○
Print Receipt


Net Banking



State Bank of India
Bank Charges: 11.8
[Click Here](#)


Other Banks Internet Banking
Bank Charges: 17.7
[Click Here](#)


Card Payments


This payment mode is not available between 23:30 hours IST and 00:30 hours IST


RuPay Debit Card
Bank Charges: 6.0
[Click Here](#)



Credit Cards
Bank Charges: 58.0
[Click Here](#)

Other Payment Modes


Branch
Bank Charges: 58.0
[Click Here](#)



NEFT/RTGS
Bank Charges: 15.0
[Click Here](#)

UPI is not available between 22:30 hours IST and 23:30 hours IST


UPI
Bank Charges: 0.0
[Click Here](#)

Steps-5: FINISH REGISTRATION

Enter the payment details on the registration page and click on “FINISH REGISTRATION” to complete the registration process.

 To complete the registration process, provide the payment details, upload the payment receipt, and click the "Finish Registration" button.

Payment Reference Number*

Enter reference number

Date of Payment*

Date of payment

Upload Payment Receipt*

Upload payment receipt

FINISH REGISTRATION

**Click to finish
registration**

