

# **Registration Process**

*Please follow the steps described in the following pages to register yourself for the Regulatory Certification Program on “Power Sector Regulation: Theory and Practice”*

## **Step-1: Go to the Registration Page**

To register for the Regulatory Certification Program on “**Power Sector Regulation: Theory and Practice**”, click on the link given below.


[https://cer.iitk.ac.in/psr\\_reg/?id=1](https://cer.iitk.ac.in/psr_reg/?id=1)

## Step-2: Login Process


If you are already registered with CER/EAL, you can login directly with your existing user ID and password.

If you are registering for the first time, kindly fill in the details indicated below, and click on the “**Save**” button to save your details. Click on the “**Save & Next**” button to proceed.

**Note:** You may use the “**Save**” option if you wish to pay the registration fee later to complete the registration process. Later on, you can directly proceed to **Login** on this page with your saved details.

 RegistrationLogin using CER/EAL Credentials

\* If you have login credentials of CER/EAL, please proceed to [Login](#)



Salutation\*

First Name\*

Last Name


Date of Birth

Gender\*  Male  Female  Other

Mobile No.\*

Choose File


Organization\*



Designation\*


#Using these credentials, you may access the available CER and EAL resources, in future.

I acknowledge that I have read, and do hereby accept the [terms and conditions](#).

**Save your details.** 

SAVE

SAVE & NEXT

 **Click to proceed**

For any support, write to us: cer\_cbp@iitk.ac.in

# Step-3: Check Program Credentials & Start the Payment Process

## Payment Information

Program Code: IITK/CCE/22-23/013

Program Title: Power Sector Regulation

Duration From: 29.05.2022

Duration To: 12.06.2022

S. No.	Participation Category	Fee (INR)^	Total (INR)^
1	Industry/Corporate/ERCs*	36000 + 18% GST	42480
2	Faculty		
	IITK	28000	28000
	Non-IITK <sup>#</sup>	28000 + 18% GST	33040
3	Students (Full-time)		
	IITK	10000	10000
	Non-IITK	10000 + 18% GST	11800
4	SERCs having MoU with CER-IITK	28000 + 18% GST	33040

### Notes -

# Including NGOs and research institutions (non-corporate).

@ The above fee includes 20% overheads payable to CCE, IIT Kanpur.


\* Including Commissioners and Officers from Electricity Regulatory Commissions; Stakeholders from Generating Companies, Licensees (Transmission, Distribution and Trading), Power Exchanges, Financial Institutions, Consultants, International participants, and participants not categorised elsewhere.

^ Three or more participants from same organization (Other than SERCs having MoU with CER-IITK) will get 20% additional discount on the applicable registration fee.

### Important Dates

Registration Starts - 4<sup>th</sup> May 2022

Registration Ends - 28<sup>th</sup> May 2022

 Please proceed to pay the registration fee.

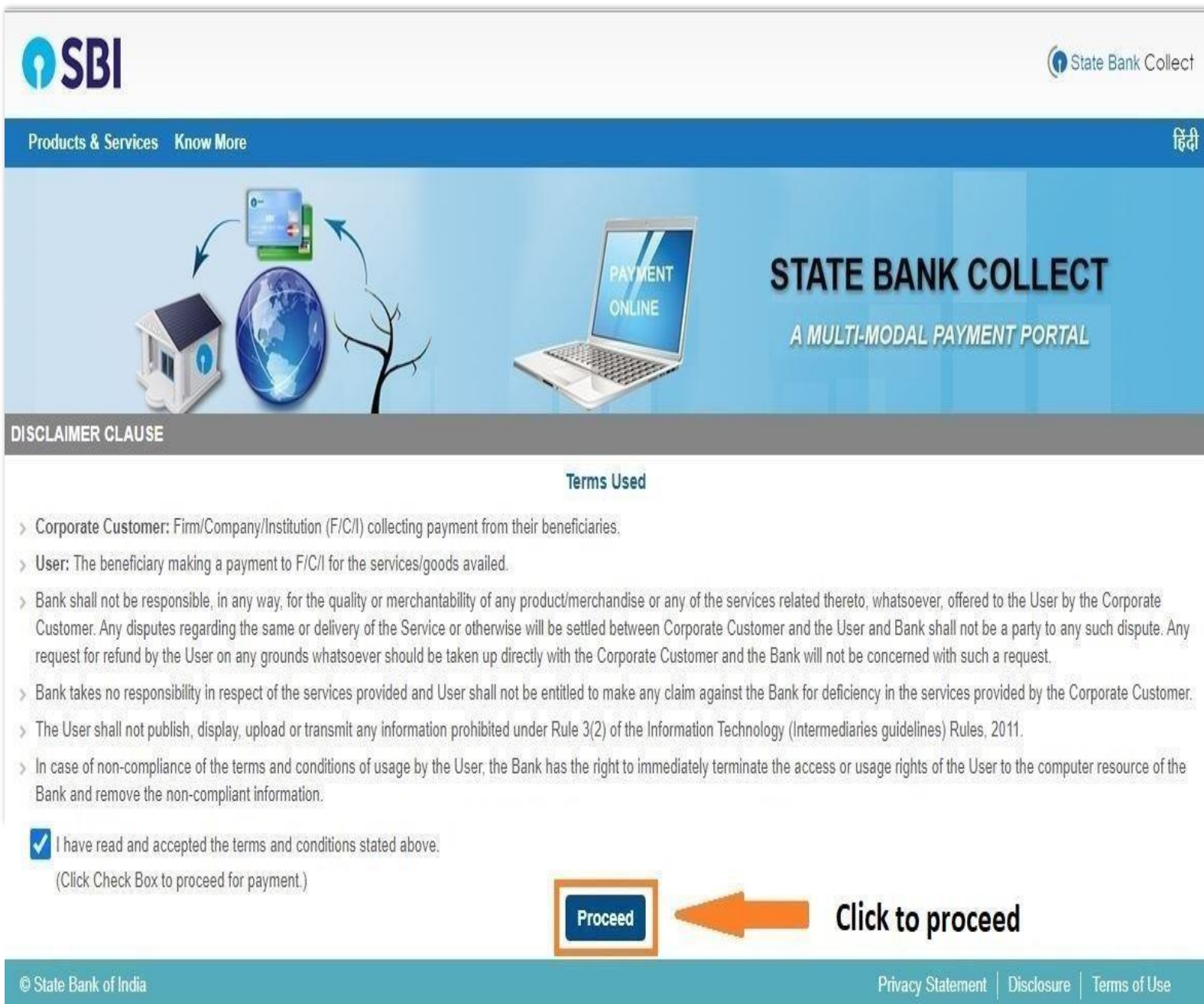
[Click here to pay at SBI Collect](#)

## Step-4: Payment with SBI Collect



## Step-4.1: Payment with SBI Collect (Contd.)

Click on the **Check Box** to accept the SBI terms and conditions. Then click on **“Proceed”**.



The screenshot shows the SBI Collect payment portal. At the top left is the SBI logo, and at the top right is the text 'State Bank Collect'. Below this is a navigation bar with 'Products & Services' and 'Know More' on the left, and 'हिंदी' on the right. The main banner features a globe, a laptop displaying 'PAYMENT ONLINE', and the text 'STATE BANK COLLECT A MULTI-MODAL PAYMENT PORTAL'. Below the banner is a 'DISCLAIMER CLAUSE' section with a 'Terms Used' heading. The terms listed include: Corporate Customer (Firm/Company/Institution) collecting payment; User (beneficiary) making payment; Bank's responsibility for quality of services; Bank's responsibility for non-compliance; and a clause about non-compliance with terms. A checked checkbox indicates acceptance of terms. A 'Proceed' button is highlighted with an orange arrow pointing to it, with the text 'Click to proceed' next to it. The footer contains '© State Bank of India', 'Privacy Statement', 'Disclosure', and 'Terms of Use'.

**SBI** State Bank Collect

Products & Services Know More हिंदी

**STATE BANK COLLECT**  
A MULTI-MODAL PAYMENT PORTAL

**DISCLAIMER CLAUSE**

**Terms Used**

- > **Corporate Customer:** Firm/Company/Institution (F/C/I) collecting payment from their beneficiaries.
- > **User:** The beneficiary making a payment to F/C/I for the services/goods availed.
- > Bank shall not be responsible, in any way, for the quality or merchantability of any product/merchandise or any of the services related thereto, whatsoever, offered to the User by the Corporate Customer. Any disputes regarding the same or delivery of the Service or otherwise will be settled between Corporate Customer and the User and Bank shall not be a party to any such dispute. Any request for refund by the User on any grounds whatsoever should be taken up directly with the Corporate Customer and the Bank will not be concerned with such a request.
- > Bank takes no responsibility in respect of the services provided and User shall not be entitled to make any claim against the Bank for deficiency in the services provided by the Corporate Customer.
- > The User shall not publish, display, upload or transmit any information prohibited under Rule 3(2) of the Information Technology (Intermediaries guidelines) Rules, 2011.
- > In case of non-compliance of the terms and conditions of usage by the User, the Bank has the right to immediately terminate the access or usage rights of the User to the computer resource of the Bank and remove the non-compliant information.

I have read and accepted the terms and conditions stated above.  
(Click Check Box to proceed for payment.)

**Proceed** ← **Click to proceed**

© State Bank of India Privacy Statement | Disclosure | Terms of Use

## Step-4.2: Payment with SBI Collect (Contd.)

Select “**Uttar Pradesh**” and “**Educational Institute**” for State and Type, respectively, from the dropdown menu. Click on “**GO**”.


**SBI** State Bank Collect


State Bank Collect ▾ State Bank Mops


State Bank Collect / State Bank Collect [Exit](#)

State Bank Collect 15-Sep-2021 [02:21 PM IST]

Select State and Type of Corporate / Institution

State of Corporate / Institution \*   **Select State.**

Type of Corporate / Institution \*   **Select Type.**

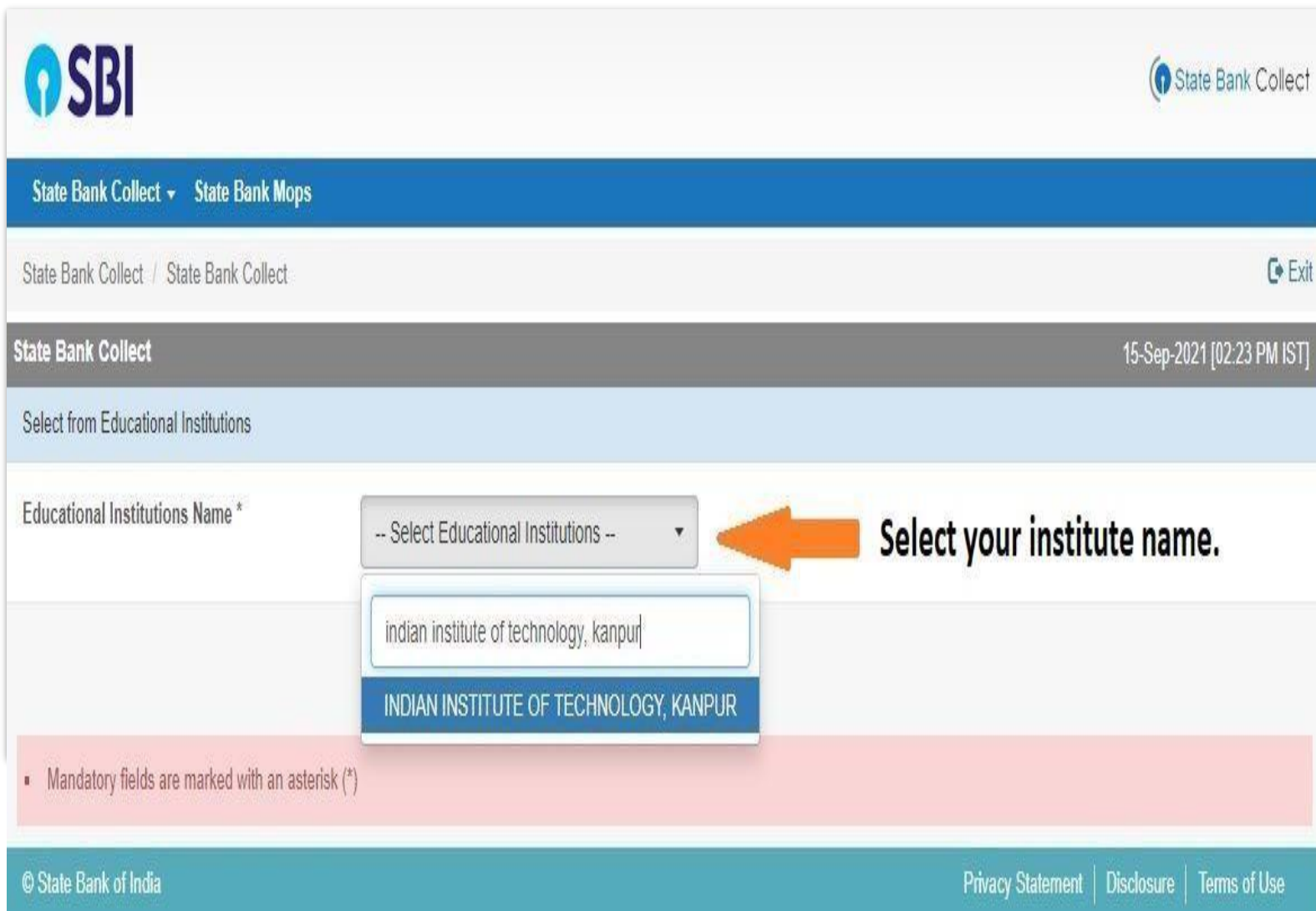
 **Go to the next step**

- Mandatory fields are marked with an asterisk (\*)
- State Bank Collect is a unique service for paying online to educational institutions, temples, charities and/or any other corporates/institutions who maintain their accounts with the Bank.

© State Bank of India Privacy Statement | Disclosure | Terms of Use

## Step-4.3: Payment with SBI Collect (Contd)

Select “**INDIAN INSTITUTE OF TECHNOLOGY, KANPUR**” in Educational Institutions Name, from the dropdown menu. Click on “**Submit**”.



The screenshot displays the SBI Collect payment interface. At the top left is the SBI logo, and at the top right is the State Bank Collect logo. Below the header, there are navigation links for "State Bank Collect" and "State Bank Mops". The main content area shows a breadcrumb trail "State Bank Collect / State Bank Collect" and an "Exit" button. The page title is "State Bank Collect" and the date/time is "15-Sep-2021 [02:23 PM IST]". The main heading is "Select from Educational Institutions". The form field "Educational Institutions Name\*" has a dropdown menu with the text "-- Select Educational Institutions --". An orange arrow points to this dropdown with the text "Select your institute name.". The dropdown menu is open, showing the text "indian institute of technology, kanpur|" and the selected option "INDIAN INSTITUTE OF TECHNOLOGY, KANPUR". A red banner at the bottom left contains the text "Mandatory fields are marked with an asterisk (\*)". The footer contains the text "© State Bank of India" and links for "Privacy Statement", "Disclosure", and "Terms of Use".

State Bank Collect / State Bank Mops

State Bank Collect / State Bank Collect

State Bank Collect

15-Sep-2021 [02:23 PM IST]

Select from Educational Institutions

Educational Institutions Name \*

-- Select Educational Institutions --

indian institute of technology, kanpur|

INDIAN INSTITUTE OF TECHNOLOGY, KANPUR

Select your institute name.

Mandatory fields are marked with an asterisk (\*)

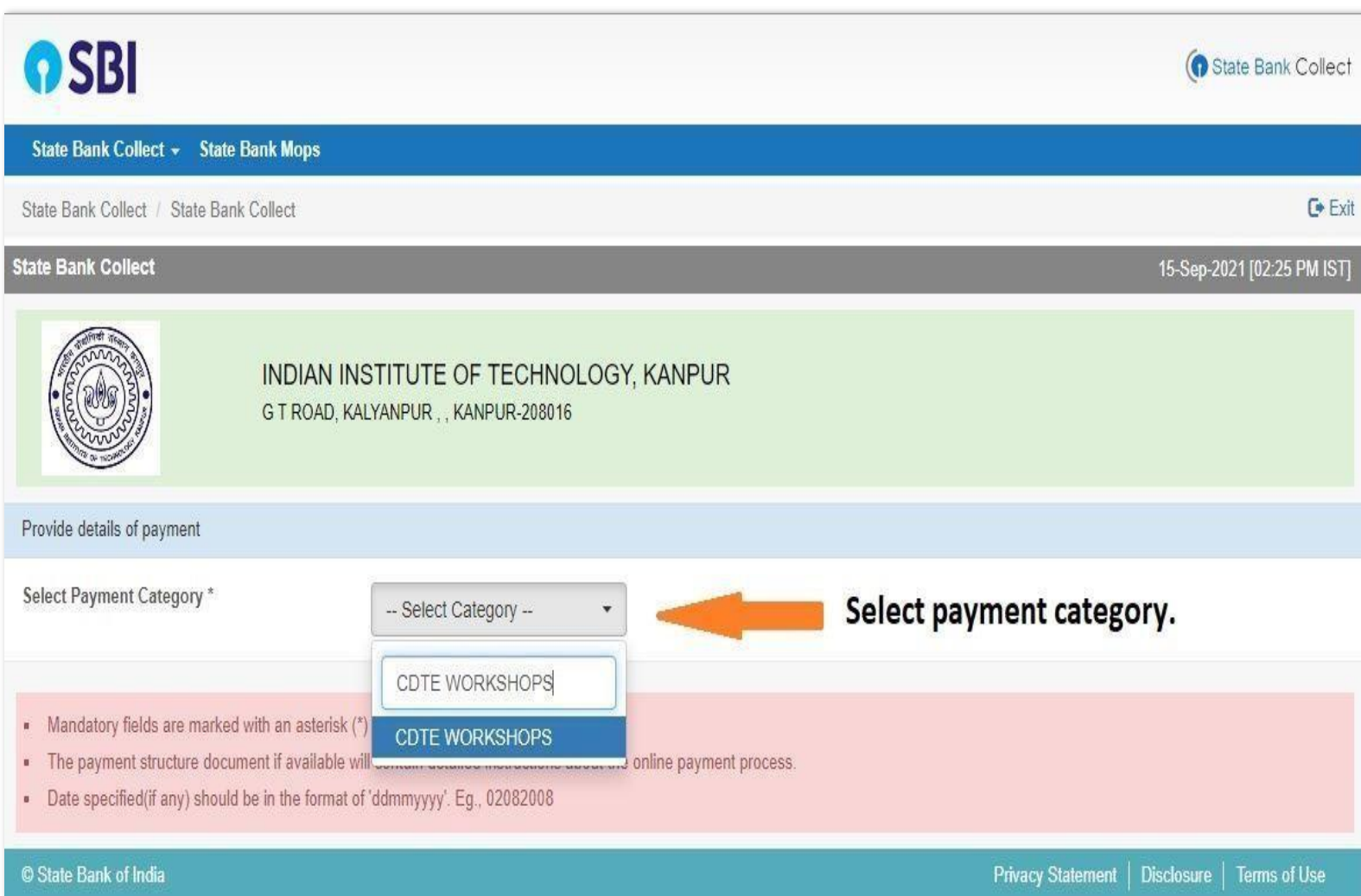
© State Bank of India

Privacy Statement | Disclosure | Terms of Use



## Step-4.4: Payment with SBI Collect (Contd.)

Select “**CDTE WORKSHOPS**” for payment category, from the dropdown menu. Click on “**Submit**”.




**SBI** State Bank Collect

State Bank Collect ▾ State Bank Mops

State Bank Collect / State Bank Collect [Exit](#)

State Bank Collect 15-Sep-2021 [02:25 PM IST]

 INDIAN INSTITUTE OF TECHNOLOGY, KANPUR  
G T ROAD, KALYANPUR , , KANPUR-208016

Provide details of payment

Select Payment Category \*  **← Select payment category.**

- Mandatory fields are marked with an asterisk (\*)
- The payment structure document if available will be displayed during the online payment process.
- Date specified(if any) should be in the format of 'ddmmyyyy'. Eg., 02082008

© State Bank of India [Privacy Statement](#) | [Disclosure](#) | [Terms of Use](#)

## Step-4.5: Payment with SBI Collect (Contd.)

Fill in all the required details

State Bank Collect

10-May-2022 [03:05 PM IST]



INDIAN INSTITUTE OF TECHNOLOGY, KANPUR  
G T ROAD, KALYANPUR, , KANPUR-208016

Provide details of payment

Select Payment Category *	CDTE WORKSHOPS
COURSE CODE *	IITK/CCE/22-23/013
COURSE TITLE *	Power Sector Regulation
COURSE DURATION FROM *	29.05.2022
COURSE DURATION TO *	12.06.2022
PARTICIPANT CATEGORY *	--Select PARTICIPANT CATEG
NAME OF PARTICIPANT *	
NAME OF INSTITUTE/ ORGANISATION *	
EMAIL ID *	
MOBILE NO *	
COURSE FEE *	

Remarks

- PLEASE MENTION THE RECEIPT NO FOR FUTURE REFERENCE AND ALSO EMAIL A COPY OF THE RECEIPT TO QIP@IITK.AC.IN

## Step-4.6: Payment with SBI Collect (Contd.)

Click on **“Submit”** to proceed for payment

Please enter your Name, Date of Birth (For Personal Banking) / Incorporation (For Corporate Banking) & Mobile Number. This is required to reprint your e-receipt / remittance(PAP) form, if the need arises.

Name *	<input type="text"/>
Date Of Birth / Incorporation *	<input type="text"/> 
Mobile Number *	<input type="text"/>
Email Id	<input type="text"/>
Enter the text as shown in the image *	<input type="text" value="650AE"/>

Enter the details and click on Submit.

 [Submit](#) [Reset](#) [Back](#)

## Step-4.7: Payment with SBI Collect (Contd.)

Verification of details: verify the correctness of details of your transaction displayed on this page and then click on “**Confirm**”.




INDIAN INSTITUTE OF TECHNOLOGY, KANPUR  
G T ROAD, KALYANPUR , , KANPUR-208016

Verify details and confirm this transaction

Category	CDTE WORKSHOPS
COURSE CODE	IITK/CCE/22-23/013
COURSE TITLE	Power Sector Regulation
COURSE DURATION FROM	29.05.2022
COURSE DURATION TO	12.06.2022
PARTICIPANT CATEGORY	IITK STUDENT
NAME OF PARTICIPANT	RAHUL SRIVASTAVA
NAME OF INSTITUTE/ ORGANISATION	IITK
EMAIL ID	SRAHUL@IITK.AC.IN
MOBILE NO	9005091155
COURSE FEE	10000
Total Amount	INR 10,000.00
Remarks	

▪ Please ensure that you are making the payment to the correct payee.



Confirm



Cancel

# Step-4.8: Payment with SBI Collect (Contd.)

Choose appropriate payment mode






**STATE BANK COLLECT MULTI OPTION PAYMENT SYSTEM**

**Net Banking**




 State Bank of India Bank Charges: Rs 0.0 <a href="#">CLICK HERE</a>	 Other Banks Internet Banking Bank Charges: Rs 5.9 <a href="#">CLICK HERE</a>
----------------------------------------------------------------------------------------------------------------------------------------------------------------	-------------------------------------------------------------------------------------------------------------------------------------------------------------------------

**Card Payments**

⚠ This payment mode is not available between 23:30 hours IST and 00:30 hours IST


 State Bank ATM-cum-Debit Card Bank Charges: Rs 0.0 <a href="#">CLICK HERE</a>	 Other Bank Debit Cards Bank Charges: Rs 0.0 <a href="#">CLICK HERE</a>	 Credit Cards Bank Charges: Rs 12.98 <a href="#">CLICK HERE</a>
 Prepaid Card Bank Charges: Rs 12.98 <a href="#">CLICK HERE</a>	 Foreign Card Bank Charges: Rs 41.3 <a href="#">CLICK HERE</a>	

**Other Payments Modes**

<small>UPI is not available between 22:30 hours IST and 23:30 hours IST</small>  UPI Bank Charges: Rs 0.0 <a href="#">CLICK HERE</a>	 NEFT/RTGS Bank Charges: Rs 15.0 <a href="#">CLICK HERE</a>	 SBI Branch Bank Charges: Rs 59.0 <a href="#">CLICK HERE</a>
-------------------------------------------------------------------------------------------------------------------------------------------------------------------------------------------------------------------------------------	---------------------------------------------------------------------------------------------------------------------------------------------------------	------------------------------------------------------------------------------------------------------------------------------------------------------------

## Steps-5: FINISH REGISTRATION

Enter the payment details on the registration page and click on **“FINISH REGISTRATION”** to complete the registration process.

 To complete the registration process, provide the payment details, upload the payment receipt, and click the "Finish Registration" button.

Payment Reference Number\*

Enter reference number

Date of Payment\*

Date of payment

Upload Payment Receipt\*

Upload payment receipt

Click to finish registration 